

3M Automotive Aftermarket Division

3M™ Dirt Trap Surface Protection System



Trusted Leader
in Vehicle Care and Repair



What is the 3M™ Dirt Trap Surface Protection System ?


- Adhesive backed non-woven material designed to protect surfaces while trapping dust, dirt and overspray




New Installation



New Material




Overspray Buildup



Benefits of Booth Protection

- Protect Your Investment
 - Maintain New and Clean Appearance
 - Eliminate Overspray Buildup
 - Eliminate Corrosion
- Reduce Maintenance Labor
 - Sweeping/Vacuuming/Rinsing Floor
 - Scraping Windows
 - Eliminate Booth Repainting



3M



Benefits of the 3M Dirt Trap Protection System

Increased Paint Shop Productivity

- Reduces Dust Nibs
 - Less Buffing
- Brightens Paint Environment
 - Better Visibility
- Increases Booth Utilization
 - Less Down Time on Cleaning
 - Eliminates Re-Paint
- Easy to Apply/Remove
 - Material is Repositionable
 - Removes Quickly and easily w/o slivering



Significant
Dust Nib Reduction

3M™ Dirt Trap Protection System Candidates



- Waterborne Paint Users
 - Increased Air Flow Required to Accelerate Dry Times
 - Increased Airflow = Increased Dirt
- High Volume Shops
 - Reduce Buffing = Quicker to Build Stage (Decrease Cycle Time)
 - Reduced Booth Down Time = Increased Production
- Shops with New or Refurbished Paint Booths
 - New Booths...Keep it Looking like New!!
 - Recently Refurbished...Never Repaint Again!!

3M™ Dirt Trap Surface Protection System

■ Successful Dirt Trap Install

- Booth Preparation and Clean-up
 - Remove booth coatings (Liquid, Sprayable/Peelable or Vinyl)
 - Sand Overspray Smooth
 - Clean and remove sanding dust and loose dirt
 - Scrape overspray from lights and windows
 - Sweep or vacuum floors to remove loose dirt (floor must be dry)
 - Remove air hose, gun holders and other removable fixtures
 - Thoroughly Wipe Walls to remove Dust
- Shop Management
 - Establish a Baseline to measure improvement

■ Installation

- Dedicated Installation Crew (At least 2 people)
- Allow 2 hours for Install...If Properly Prepared

Visit 3m.com/dirttrap to view installation video

